# 5 Year Environment Plan Performance Overview

| 2038 Carbon Target | Costs | Resources | Overall Delivery |
|---|---|---|---|
| Red | Green | Green | Amber |

## Priorities/KPIs

| Ref | Priorities (2024) | Status | |
|---|---|---|---|
| Energy | Reduce CO2 emissions that are produced by the energy we generate to power our buildings, transport and heat - shifting to renewable sources. | ↑ | Amber |
| Buildings | Reduce CO2 emissions that are produced by the energy we generate to power our buildings, transport and heat - shifting to renewable sources. | ↑ | Amber |
| SCP | Promote economic and resource productivity, eliminate waste and increase business opportunities through innovation. | ↑ | Amber |
| Natural Env. | Protect, maintain and enhance our key natural assets (air, land, water and biodiversity). | ↔ | Green |
| Climate Change | Deliver robust action on climate adaption to protect vulnerable communities, our economy, key infrastructure and our natural environment. | ↔ | Green |
| Transport | Improve our air quality and reduce C02 emissions that are produced by the way we, and the goods we use, travel within our city region. | ↑ | Green |

## Key Risks

| Risk Event | Risk | Mitigation Plan | Post Risk |
|---|---|---|---|
| Failure of Environment Plan to achieve a step change in carbon emissions. | Red | Regular reporting to LC Programme Group, LC Hub Board and WLT. | Red |
| Level and depth of retrofit required to meet our overall ambitions is highly challenging. | Red | Focus on retrofit accelerator proposals as way of overcoming these barriers in a coordinated way. | Amber |
| Failure to meet recycling and diversion targets. | Red | New contract in place. Waste and Resource strategy to be developed. | Amber |
| Failure to deliver the aims of the IGNITION project and attract private investment. | Red | Regular reporting to LC Programme Group, LC Hub Board and WLT. Finance Earth supporting GMCA and EA engagement with UU to understand potential solutions. | Amber |

## Carbon

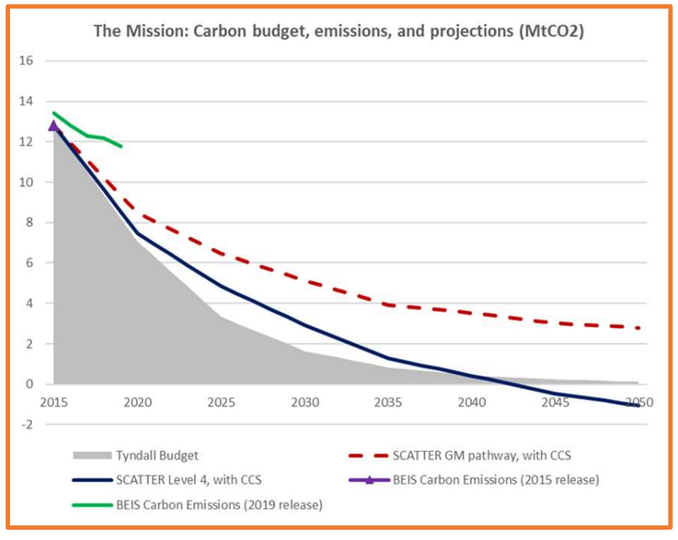


The release of data for 2019 shows a reduction of 3.24% in estimated emissions (0.76% reduction in 2018). Actual performance is lagging by 18.8% against Five Year Plan target (based on cumulative emissions from 2015 to 2019). NB: BEIS figures are revised year-on-year, so the starting point for emissions has shifted in time. The 2019 BEIS release has the 2015 figure 4.8% higher.

## SCP

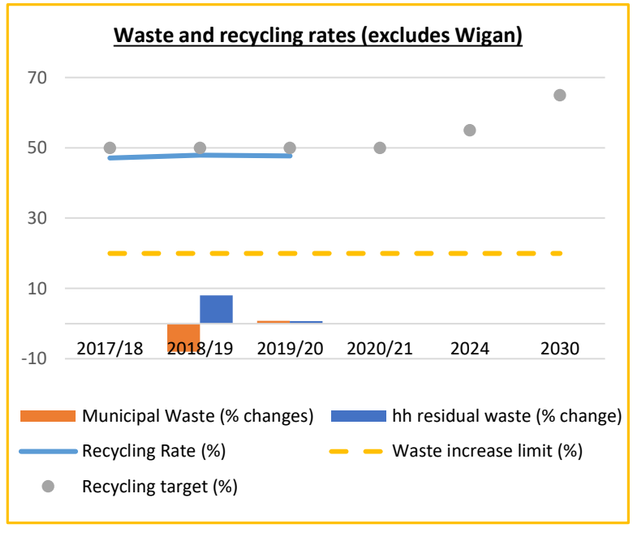


Recycling rate (2019/20) is **47.7%** down 0.2% from 2018/19 against a target of 55% for 2024. There was a 0.1% increase in municipal waste in 2019/20 from 2017/19. Compared to previous year's decrease of -8%. Household residual waste increased by 0.71% from 2018/19 to 2019/20.

## Buildings

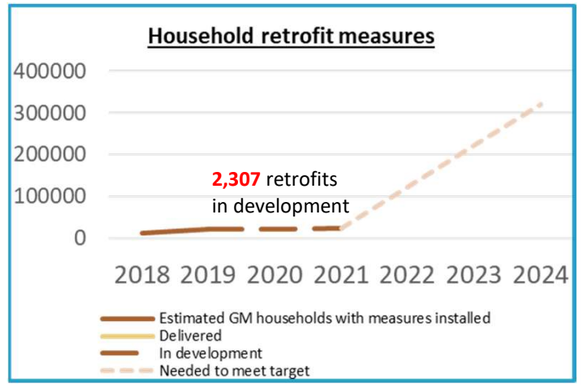


## Energy

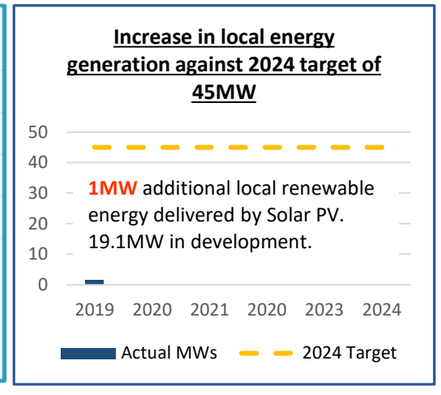


## NE

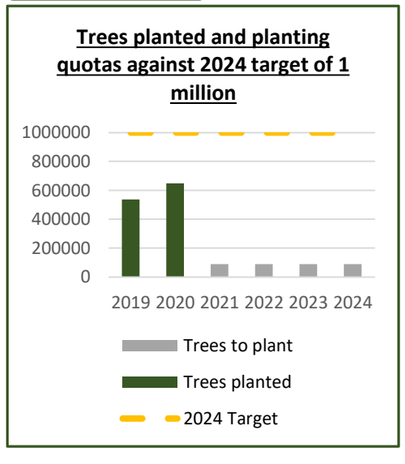


## Transport

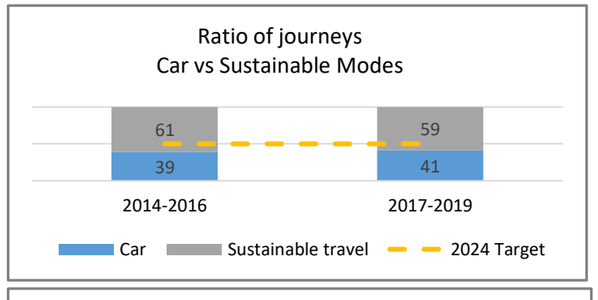


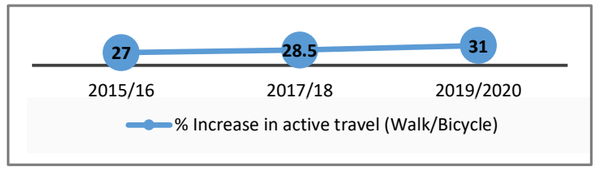


## Supporting Indicators

**89.0% of GM lodgements had an energy efficiency rating of D or above (EPC/DEC) in Q2 2020. This is an increase of 1.2% from Q2 2019.**

**90% of buses retrofitted to date through clean bus technology fund. 756 buses approved for retrofit funding awarded through clean bus fund (target 900+ buses). 35 electric buses deployed (3 TfGM, 32 Stagecoach).**

**36,673 plug-in cars and light goods vehicles registered at end Q1 2020. .**
**7 rapid charging devices installed and operational (Additional 10 by end Sept 21).**